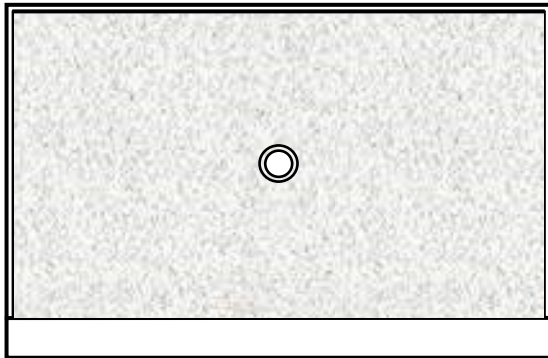


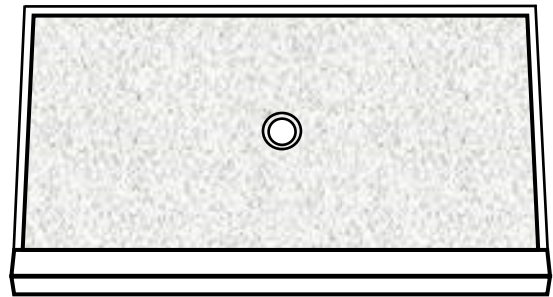
# Micro Threshold Shower Base



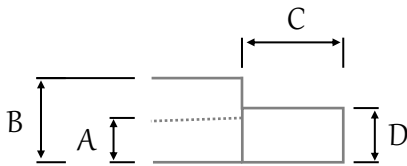
Top View



Front View



Side Cut-View



**A:** 1.5" Pan Thickness (varies dependent on drain location and overall size of base)

**B:** 2.5" Water-dam (flange)

**C:** 3" Threshold Width

**D:** 2" Threshold Height

## Specifications

- Only available for custom bases
- Accommodates majority of shower door solutions
- Maximum base size of 96" x 72"
- Textured non-slip pan
- Available in all Syn-Mar Engineered Stone Colors and Finishes

Syn-Mar Products, Inc.

5 Nutmeg Drive, Ellington Connecticut 06029

Toll-Free: 860-399-0909

Local: 860-872-8505

Fax: 860-870-8849

[www.syn-marproducts.com](http://www.syn-marproducts.com)